



# **B.Y.O.T. (Bring Your Own Technology) Guide for Students, Teachers, and Parents**

**2016**



## Table of Contents

Purpose .....	2
Access.....	2
Theft, Loss or Damage, Texting Fees .....	4
Frequently Asked Questions - Students.....	5
Frequently Asked Questions - Teachers.....	6
Frequently Asked Questions - Parents.....	7
Contact Us .....	8

## Purpose

The Francis Howell School District (FHSD) is committed to the use of technology to enhance the learning of students and staff. As part of this commitment, the District has deployed wireless capabilities to all schools in the District. This addition was the first step in allowing non-district owned devices to be used in the classroom. The information contained in this handbook is provided to inform students, teachers, and parents about B.Y.O.T. (Bring Your Own Technology).

## Access

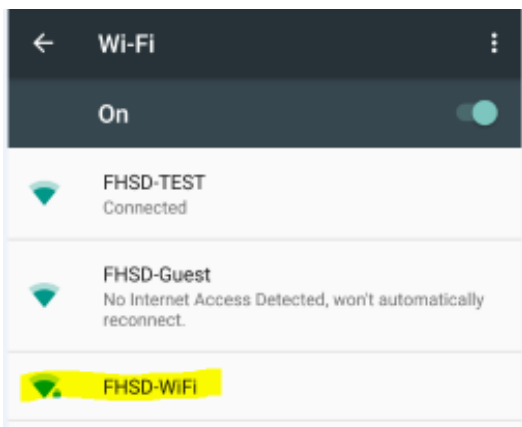
Access to the internet is provided via the FHSD wireless local area network FHSD-WiFi. By joining the FHSD-WiFi network, the user agrees to the terms and responsibilities of FHSD regulations 6360 (Information Security) and 6320 (Network and Internet Usage).

In compliance with the Children's Internet Protection Act, the Francis Howell School District filters all content for users connected to the wireless network.

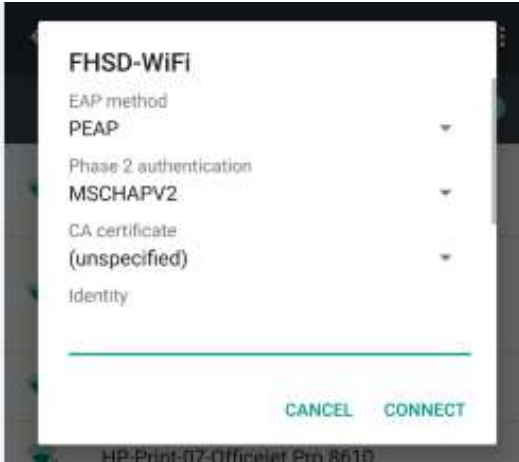
Students and teachers should use their FHSD Active Directory credential to join the wireless network. The authentication protocol used is PEAP and the phase 2 authentication method is MSCHAPV2. These settings may need to be specified to connect to FHSD-WiFi depending on the device.

## How to connect an Android device to FHSD-WiFi

Go to settings > Wi-Fi. Make sure Wi-Fi is on, then select FHSD-WiFi.



Make sure the EAP method is PEAP and the Phase 2 authentication is MSCHAPV2. You may have to use the drop down to edit one or both of these settings.



Enter your AD-Computer credentials under Identity and Password and then click connect. Identity is your active directory username; password is your active directory password.



## How to connect an iPhone device to FHSD-WiFi

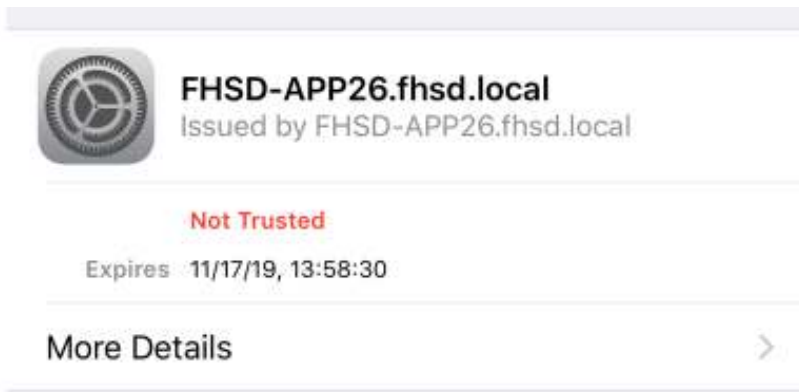
Go to settings > Wi-Fi. Make sure Wi-Fi is on, then select FHSD-WiFi.



Enter your AD-Computer credentials for Username and Password and then click connect.



Trust the certificate issued by FHSD-APP26.fhsd.local.



### Theft, Loss or Damage

The Francis Howell School District, or any employee of the District, is not liable or responsible for any theft, damage or loss of any non-district owned device or the information on any such device. It is the responsibility of the owner of the device to ensure the device is safe and secure.

### Texting Fees

The Francis Howell School District is not responsible for any fees associated with using any personal technology devices. All fees and charges related to texting or internet use on any personal device is the sole responsibility of the owner.

## Frequently Asked Questions: Students

### Do I need to have anti-virus software on my laptop?

- A. Yes. Active anti-virus software is best practice and is recommended for any device connecting to the network. Antivirus software helps ensure your device will not be compromised or infected by unwanted malware or viruses.
- 

### Do I have to register my laptop, smartphone or other technology with school administrators or teachers?

- A. No, you are responsible for your technology, and no registration is required to access FHSD-WiFi. However, it is completely up to the teacher of your class as to whether you can use your technology.
- 

### How do I connect to the internet?

- A. Students and teachers should use their FHSD Active Directory credential to join the FHSD-WiFi wireless network. Screenshots are shown in the "Access" section above.
- 

### If I cannot get connected to the FHSD-WiFi network, who do I call?

- A. Support for personal devices is the responsibility of the owner. FHSD staff is not responsible for technical issues. There may be someone in your class who can help. It is best to consult your device's "Help" documents.
- 

### Why can't I access Facebook on my computer?

- A. Individual website access is controlled via a centralized district content filtering service. It is important to remember that even though you are using your personal technology, you must comply with the District Acceptable Use policy.
- 

### Can I use my laptop or other technology in all of my classes?

- A. That is up to the teacher of your class.
- 

### How do I save my work?

- A. All students have a Google drive and secondary students also have a Microsoft One Drive. It is recommended to save in one of these cloud based storage locations.
- 

### How do I print from my own computer?

- A. At this time, there is no printing allowed from personal devices, though this may be added in the future. If you need to print, it is recommended that you email the document to yourself or save it on a flash drive, then login on a District-owned computer to retrieve and print.
-

**What do I do if my laptop or other personal device is stolen or damaged?**

- A. It is the responsibility of the owner to keep your personal technology safe and secure. Anytime there is a theft or damage, you should notify your teacher or administrator of the building. The District is not responsible for theft, loss or damage to your personal devices.
- 

**Will I be able to charge my battery for my computer at school?**

- A. At this time, there are no facilities dedicated to charging personal devices. There is also a limited number of outlets available in any given space. Students should make it a point to charge their technology prior to coming to school.
- 

**Frequently Asked Questions: Teachers**

**Am I required to let students use their phones and laptops in my class?**

- A. No. We encourage teachers to incorporate technology into everyday teaching. However, it is completely up to the individual teacher of the class as to whether students may use their technology.
- 

**What if not all of my students have computers or phones?**

- A. It is recommended that those students who do not have their own technology use district-owned technology for student use, ie library, labs, etc. Another suggestion might be to have students buddy up and share.
- 

**If my students have trouble connecting to the wireless network, or using their own technology, is it up to me to help?**

- A. No. Students that experience trouble with their technology should try to work it out using their user's manuals or on their own. FHSD staff are not responsible or expected to provide support for student-owned technology devices.
- 

**If students use their own technology, will they be able to get to Facebook and other sites typically blocked by the District filter?**

- A. No. Students connecting to the wireless network will be filtered at the student level just as if they were using a district computer.
- 

**Am I allowed to use my own personal computer on the guest network?**

- A. Yes. However, all certified staff have been provided a district laptop for their use. Teachers are encouraged use their district laptop for teaching.
- 

**How will students save their work?**

- A. Each middle and high school student has a login for Microsoft Onedrive . This is accessible on any computer or device from school or anywhere there is an internet connection.
- 

## Frequently Asked Questions: Parents

### **If my student uses their own technology at school, will they be able to access things they normally do not when using a district computer?**

- A. No. Students connecting to the wireless network will be filtered at the student level just as if they were using a district computer.
- 

### **Since the District is promoting B.Y.O.T., does that mean I have to buy my child a laptop?**

- A. No. The District is simply allowing those students who have the technology to bring it to school with the permission of the teacher to be used for class. This will allow more technology in the school and classroom than currently exists.
- 

### **As a parent am I allowed to use the guest network?**

- A. Yes. If you are in any of the schools for an event, you may use the FHSD-Guest network, where it is visible, as long as you accept the terms of service.
- 

### **What if my child's laptop or other technology device is stolen?**

- A. It is the responsibility of the owner to keep their personal technology safe and secure. Anytime there is a theft or damage, you should notify your teacher or administrator of the building. The District is not responsible for theft, loss or damage to your personal devices
- 

### **Will students have access to chat or email?**

- A. Students will not have access to chat programs that allow them to chat or instant message, unless it is approved by the teacher as part of the class instruction. Middle and high school students will have a district provided email account that they can use to communicate with the teacher and other students.
- 

### **Does the District have an Acceptable Use Policy for technology?**

- A. Yes. Policy and Regulation 6320 can be found on the District website at the following link:  
Policy: <http://sup.fhdschools.org/boardpolicy.asp?level=3&chapter=6320>  
Regulation: <http://sup.fhdschools.org/boardregulation.asp?level=3&chapter=6320>
-



# Contact Us

Director of Technology	
Rich Wilson .....	851.4011
<a href="mailto:Rich.wilson@fhsdschools.org">Rich.wilson@fhsdschools.org</a>	
Technology Services Manager	
Jason Adams.....	851.5312
<a href="mailto:jason.adams@fhsdchools.org">jason.adams@fhsdchools.org</a>	
IT Help Desk .....	851.4013