


Anaphylaxis Action Plan

For those requiring emergency EPINEPHRINE treatment
"Anaphylaxis is a serious allergic reaction that is rapid in onset and may cause death."
(National Institute of Allergy & Infectious Disease, 2010)



Name: _____ DOB: _____

ALLERGIC to: _____

History of Asthma: Yes (*more at risk for severe reaction*) No

May self-carry medications: Yes No

May self administer medications: Yes No

Medication Doses

EPINEPHRINE Dose:

- | | |
|--|---|
| Up to 55 lbs. (25 kg) | Over 55 lbs. (25 kg) |
| <input type="checkbox"/> EpiPen Jr. (0.15 mg) | <input type="checkbox"/> EpiPen (0.3 mg) |
| <input type="checkbox"/> Adrenaclick (0.15 mg) | <input type="checkbox"/> Adrenaclick (0.3 mg) |
| <input type="checkbox"/> Auvi-Q (0.15 mg) | <input type="checkbox"/> Auvi-Q (0.3 mg) |

*Antihistamine Type + Dose:


- Benadryl (also known as Diphenhydramine)
- 12.5 mg (1 teaspoon or 1 chewable)
- 25 mg (2 teaspoons or 2 chewables)
- 50 mg (4 teaspoons or 4 chewables)
- Other antihistamine: _____

Extremely reactive to the following foods: _____
THEREFORE:
 If checked, give EPINEPHRINE immediately for ANY symptoms if the allergen was *likely* eaten.
 If checked, give EPINEPHRINE immediately if the allergen was *definitely* eaten, even if no symptoms are noted.

Any SEVERE SYMPTOMS after suspected or known ingestion:

One or more of the following:
Lung: Short of breath, wheeze, repetitive cough
Heart: Pale, blue, faint, weak pulse, dizzy, confused
Throat: Tight, hoarse, trouble breathing/swallowing
Mouth: Obstructive swelling (tongue and/or lips)
Skin: Many hives over body

Or **combination** of symptoms from different body areas:
Skin: Hives, itchy rashes, swelling (eyes, lips)
Gut: Vomiting, crampy pain




1. **INJECT EPINEPHRINE IMMEDIATELY**
2. Call 911
3. Begin monitoring (as specified below)
4. Give additional medications: *

- Antihistamine
- Inhaler (bronchodilator) if asthma

*Antihistamines & inhalers/bronchodilators are not to be depended upon to treat severe reaction (anaphylaxis). USE EPINEPHRINE.

MILD SYMPTOMS only:

Mouth: Itchy Mouth
Skin: A few hives around mouth/face, mild itch
Gut: Mild nausea/discomfort



1. **GIVE ANTIHISTAMINE**
2. Stay with student; alert healthcare professionals and parent/guardian
3. If symptoms progress (see above) USE EPINEPHRINE
4. Begin monitoring (as specified below)

For unique situations: _____

Monitoring

A **SECOND DOSE** of EPINEPHRINE can be given 5 minutes or more after the first if symptoms persist or recur.

Stay with person; alert healthcare professionals and parent/guardian. Tell rescue squad EPINEPHRINE was given. Note time when EPINEPHRINE was administered. For a severe reaction, consider keeping person lying on back with legs raised. Treat person even if parents cannot be reached. See back/attached for auto-injection technique.

Provider Signature: _____ Phone _____ Date _____

Printed Name: _____

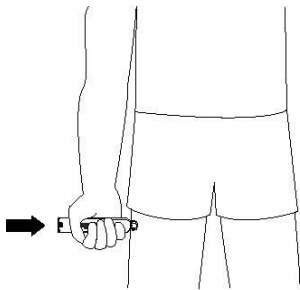
Parent/Guardian Signature: _____ Phone _____ Date _____

EPIPEN® Auto-Injector and EPIPEN Jr® Auto-Injector Directions

- First, remove the EPIPEN Auto-Injector from the plastic carrying case



- Pull off the blue safety release cap
- Hold orange tip near outer thigh (always apply to thigh)



- Swing and firmly push orange tip against outer thigh. Hold on thigh for approximately 10 seconds.

Remove the EPIPEN Auto-Injector and massage the area for 10 more seconds

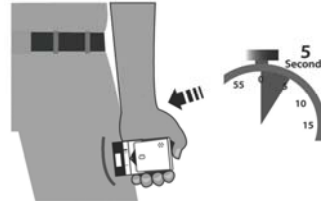
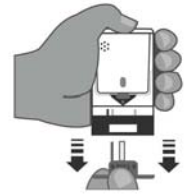


EpiPen®, EpiPen 2-Pak®, and EpiPen Jr 2-Pak® are registered trademarks of Mylan Inc. licensed exclusively to its wholly-owned subsidiary, Mylan Specialty LP.

Auvi-Q™ 0.3 mg and Auvi-Q™ 0.15 mg Directions

Remove the outer case of Auvi-Q. This will automatically activate the voice instructions.

Pull off RED safety guard.



Place black end against outer thigh, then press firmly and hold for 5 seconds.

Auvi-Q™
epinephrine injection, USP
0.15 mg/0.3 mg auto-injectors


© 2002-2013 sanofi-aventis U.S. LLC. All rights reserved.

Adrenaclick® 0.3 mg and Adrenaclick® 0.15 mg Directions



Remove GREY caps labeled "1" and "2".

Place RED rounded tip against outer thigh, press down hard until needle penetrates. Hold for 10 seconds, then remove.



ADRENACLICK®
(epinephrine injection, USP) auto-injector
Available as 0.15 mg 0.3 mg

A food allergy response kit should contain at least two doses of epinephrine, other medications as noted by the student's physician, and a copy of this Food Allergy Action Plan.

A kit must accompany the student if he/she is off school grounds (i.e., field trip).

Contacts

Call 911 (Rescue squad: _____) Doctor: _____ Phone: _____

Parent/Guardian: _____ Phone: _____

Other Emergency Contacts

Name/Relationship: _____ Phone: _____

Name/Relationship: _____ Phone: _____

Children's
Health Network

An affiliate of Children's Hospitals and Clinics of Minnesota
www.clinics4kids.org

Adapted from the Food Allergy & Anaphylaxis Network (FAAN) Action Plan
www.foodallergy.org