

Wayland Public Schools

March 27, 2017 School Committee Meeting

# Curriculum Spotlight #10

## Grade 5 Animation Project

# Grade 5 Animation Project

## Goals

(In Accordance with the Massachusetts Arts Curriculum Frameworks  
and the National Common Core Arts Standards)

- To teach students how to create stop motion animation, and to use the technology and the vocabulary associated with doing so.
- To learn how to conceptualize, organize, develop, refine, and evaluate an idea.
- To experience how can artists work together in the creative process and to appreciate the value of collaboration in the arts. (On a pragmatic level, there are so many parts involved in creating a work of animation that you need to have a team to get the work done.)
- To allow students to have the flexibility to choose materials and work with them independently.
- To connect students' learning to careers in art – in particular, animation and storyboarding.
- To teach students how to work independently by, in part, responsibly taking care of their tools and keeping their spaces clean.

Teacher: Brittany LeBold, Claypit Hill

# Grade 5 Animation Project

## Day 1

Students learn about an application called Stop Motion.

They are taught how to set everything up, including an iPad and an iPad stand, which are used to film the animations.

Students begin with a simple animation to start, learning how to make something blink.



## Stop Motion Studio




# Grade 5 Animation Project

## Day 2

- Students are shown three simple tutorials using Animation Chefs.



- They choose a tutorial that they want to try with their group, although sometimes a group does more than one tutorial.



How To Make Your Character  
FURIOUS

- Students are shown an animation in which a pig comes into the scene pretending it can fly, but realizes it can't. Students are encouraged to change some elements of this story and create their own animation. For instance, one could tell a story of a unicorn floating in space.

# Grade 5 Animation Project

## Day 3

Students are introduced to Storyboarding, showing them different storyboards from Disney and Pixar films, as well as from a Japanese animation company Studio Ghibli. In this way, they begin to understand how those films are created.



# Grade 5 Animation Project

## Day 3


Green I pad

Project Name: \_\_\_\_\_


Page: \_\_\_\_\_ of \_\_\_\_\_

By: Eva, Arya, Jahcari, Brandon, Xande


Date: \_\_\_\_\_




Spiders on  
a surf board



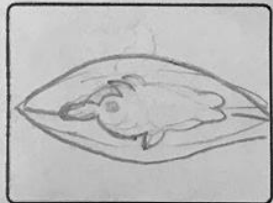
Dolphin doesn't  
know how to surfboard



The spiders see the  
dolphin



Baby spider convinces  
them to teach dolphin  
how to surf board

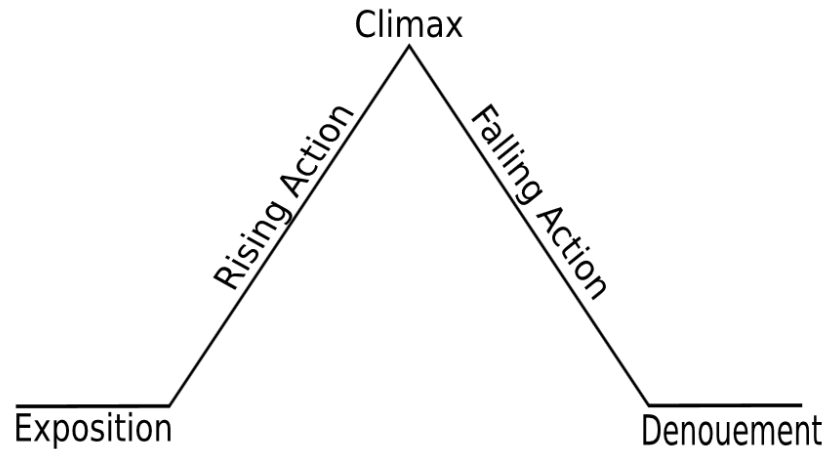


Dolphin goes on  
the surfboard

# Grade 5 Animation Project

## Day 3

- They are provided with a template and asked to come up with a story that has a beginning, middle and end. Connections are made to writing and the idea of a dramatic structure.



[https://en.wikipedia.org/wiki/Dramatic\\_structure](https://en.wikipedia.org/wiki/Dramatic_structure)

- Students are given a theme, which is **kindness**. Their story must represent an act of kindness

# Grade 5 Animation Project

## Day 3

- Group members divide up the task, which includes drawing pictures, deciding what characters are going to say and how many pictures they need for the scene, building the characters out of modeling clay, and creating backgrounds and set (with paper, cardboard and/or whatever material they would like).





# Grade 5 Animation Project

## Days 4 & 5

- Students work independently on their many tasks, creating, troubleshooting, and resolving problems and filming. ([Link to video clip.](#))



# Grade 5 Animation Project

## Day 6

- Students refine the script, decide who will say what, add sound and transfer the film into iMovie. (Most students arrive in class already familiar with iMovie.)

## Day 7

- Students wrap up their film with a title page, a credits page, sound effects, music, and any transitional elements that they need.
- Future plans for this project include having student write a personal reflection.



# Grade 5 Animation Project

## The Balloon



# Grade 5 Animation Project

## Kindness With Marx

